

Uzs600-6

6V 600AH

Ultracell®

'Quality in Every Language'

Uzs600-6



Physical Specification

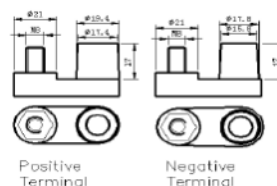
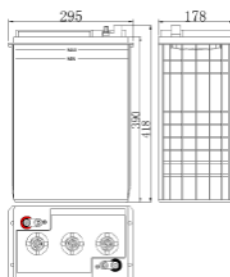
Part Number	Uzs600-6
Length	295 ± 2 mm
Width	178 ± 2 mm
Container Height	405 ± 2 mm
Total Height (with terminal)	408 ± 2 mm
Without Electrolyte	34.5 kg
With Electrolyte	52.0 kg

Specifications

	Nominal Voltage	6V	
	Nominal Capacity (120HR)	600AH	
Terminal Type	Standard Terminal	F22	
Container Material	Standard Option	ABS	
Rated Capacity	120hr, 1.80V/cell, 25°C	600.0 AH/ 5.00A	
	100hr, 1.80V/cell, 25°C	550.0 AH/ 5.50A	
	10hr, 1.80V/cell, 25°C	360.0 AH/ 36.0A	
	5hr, 1.75V/cell, 25°C	324.0 AH/ 64.8A	
	1hr, 1.60V/cell, 25°C	202.0 AH/ 202A	
Max Discharge Current	1300A (5s)		
Internal Resistance	Approx 2.5mΩ		
Discharge Characteristics	Operating Temp. Range	Discharge: -15°C~50°C(5°F~122°F) Charge: -10°C~50°C(14°F~122°F) Storage: -20°C~50°C(-4°F~122°F)	
	Nominal Operating Temp. Range	25±3°C	
	Float Charging Voltage (25°C)	6.60 ~ 6.72V at 25°C Temp. Coefficient -18mV/°C	
	Cycle Charging Voltage (25°C)	7.05 ~ 7.20V at 25°C Temp. Coefficient -30mV/°C	
	Capacity affect by Temperature (10HR)	40°C	102%
		25°C	100%
		0°C	85%
-15°C		65%	
Design Floating Life at 20°C	20 Years		
Self Discharge	Ultracell batteries may be stored for up to 6 months at 25°C(77°F) and then a refresh charge is required. For higher temperatures the time interVal will be shorter.		

Dimensions

F22 Terminal



Positive Terminal

Negative Terminal

ALL DATA IS SUBJECT TO CHANGE WITHOUT NOTICE



ISO9001

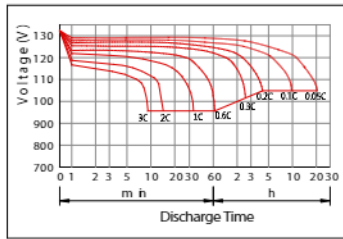
Constant Current Discharge (Amperes) at 25°C

F.V/TIME	30min	60min	2h	3h	4h	5h	6h	8h	10h	20h	24h	48h	100h	120h
1.60V	328	202	128	94.7	79.1	66.6	56.6	43.3	36.6	19.8	17.2	9.12	5.64	5.11
1.65V	321	199	127	94.1	78.7	66.2	56.2	43.0	36.6	19.8	17.2	9.10	5.61	5.10
1.70V	311	194	126	92.8	77.6	65.3	55.5	42.4	36.5	19.7	17.1	9.06	5.60	5.07
1.75V	304	190	124	92.2	77.0	64.8	55.1	42.1	36.3	19.6	17.0	9.03	5.56	5.04
1.80V	293	184	121	89.4	74.7	62.9	53.4	40.9	36.0	19.4	16.9	8.86	5.50	5.00

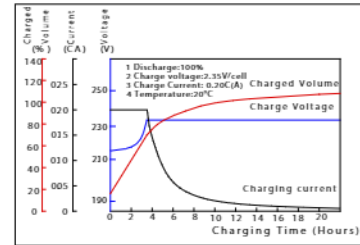
Constant Power Discharge (Watts) at 25°C

F.V/TIME	30min	60min	2h	3h	4h	5h	6h	8h	10h	20h	2h	48h	100h	120h
1.60V	647	404	247	186	155	131	111	85.7	72.9	39.6	247	18.4	11.6	10.5
1.65V	634	398	245	184	154	130	111	85.2	72.8	39.5	245	18.4	11.5	10.5
1.70V	614	388	243	182	152	129	109	84.0	72.6	39.4	243	18.3	11.5	10.4
1.75V	599	380	240	181	151	128	109	83.4	72.1	39.2	240	18.2	11.4	10.3
1.80V	577	369	233	175	146	124	105	80.9	71.6	38.9	233	17.8	11.1	10.0

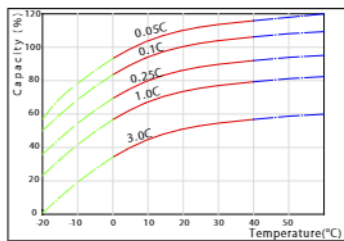
Discharge Characteristics



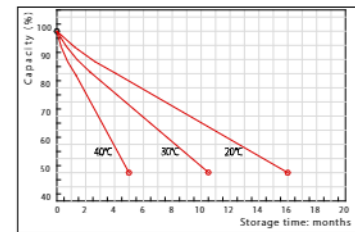
Float Charging Characteristics



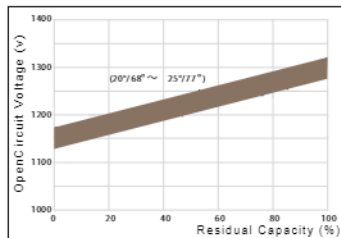
Effect of Temperature on Capacity



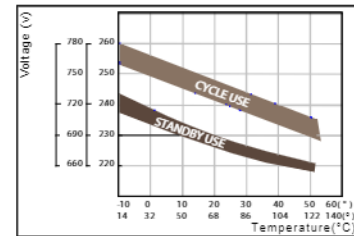
Self Discharge Characteristics



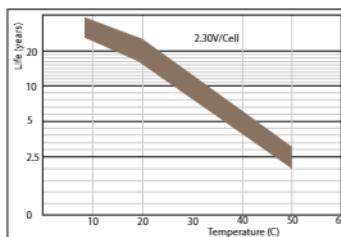
Relationship for Open Circuit Voltage & Residual Capacity



Relationship for Charging Voltage & Temperature



Floating Life on Temperature



Cycle Life on D.O.D

